

Signify Classified - Internal
Cooper Lighting Solutions Photometric Lab
1121 Highway 74 South
Peachtree City, GA 30269



Scaled data based on original data using
LM-79-08 Approved Method: Electrical and Photometric Measurements of Solid-
State Lighting Products

Test Report Prepared for
Cooper Lighting Solutions
(formerly Eaton)

Brand: INVUE

Report Number: P868936

Luminaire Tested: **EMM2-HSN-SA1B-722-U-T3**

Issue Date: 08/22/2024



Test Information

Test Method: LM-79-08
Report Number: P868936
Test Lab: INNOVATION CENTER(G3)
Issue Date: 08/22/2024
Manufacturer: COOPER LIGHTING SOLUTIONS (FORMERLY EATON)
Product Line: INVUE
Catalog Number: EMM2-HSN-SA1B-722-U-T3
Description: EPIC MODERN SHORT HOUSING DISCRETE LED ARRAYS 60W 70CRI 2200K
FITXURE w/ TYPE III DISTRIBUTION OPTIC
Light Source: (10) 2200K CCT, 70 CRI LEDS
Ballast/Driver: ELECTRONIC DRIVER

Summary

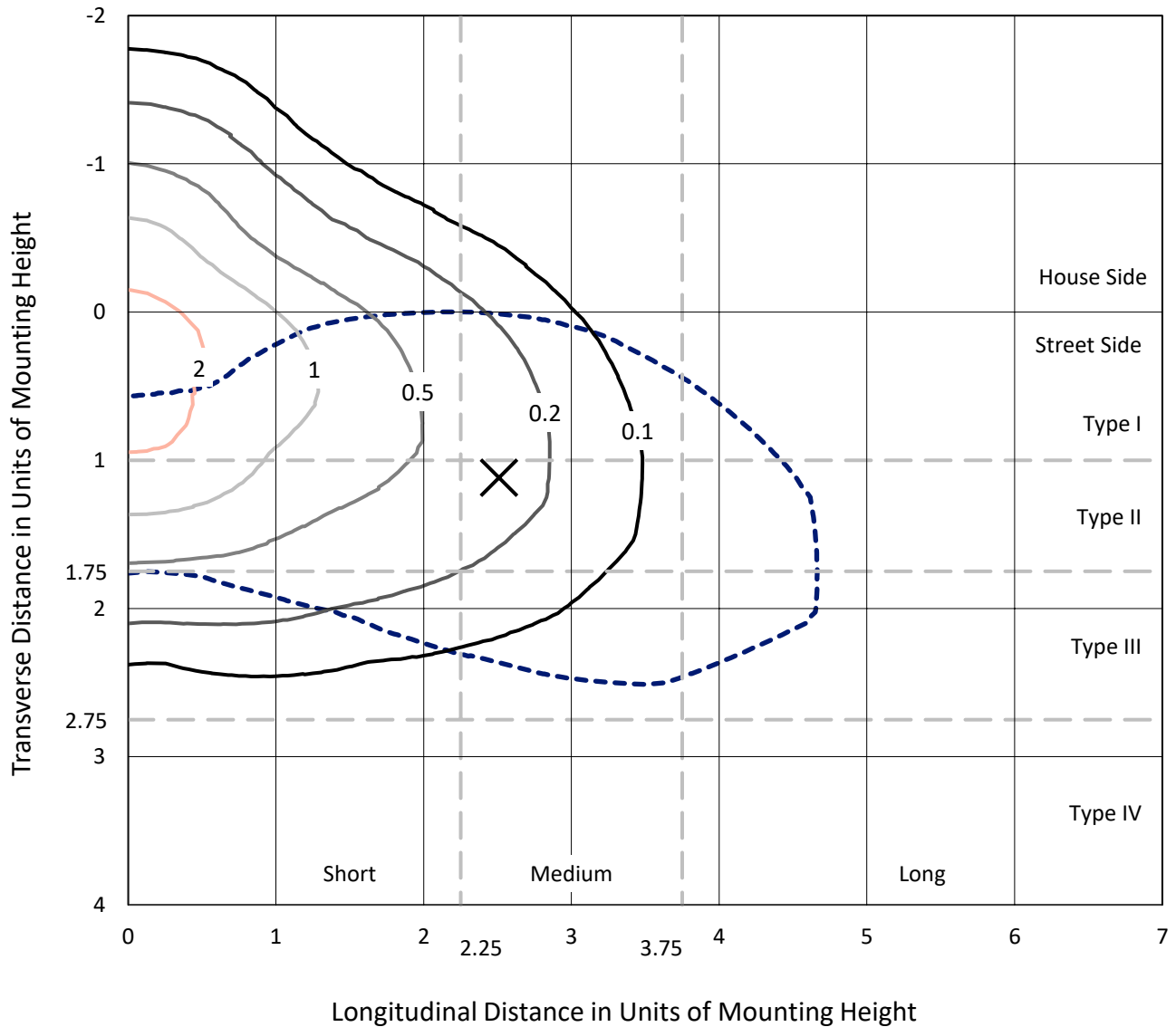
Lumens per Lamp: N/A
Luminaire Lumens: 5399.7 lumens
Efficiency: N/A
Efficacy: 122.7 lumens/watt
Luminous Opening: Rectangular (W 0.33' x L: 0.33' x H: 0')
IES Classification: Type III - Medium
BUG Rating: B1 - U0 - G1

Input Watts (W): 44
Input Voltage (V): 120
Input Current (A_{in}): NR
Voltage Rise (V): NR
Power Factor: 0.99
Total Harmonic Distortion (THDi): 6.91%
Frequency (hertz): 60
Stabilization Time: NR
Operation Time: NR
Ambient Temperature (°C): NR
Test Distance: 24 FT

REPORT NUMBER: P868936
 CATALOG NUMBER: EMM2-HSN-SA1B-722-U-T3

Iso-Footcandle Lines of Horizontal Illumination

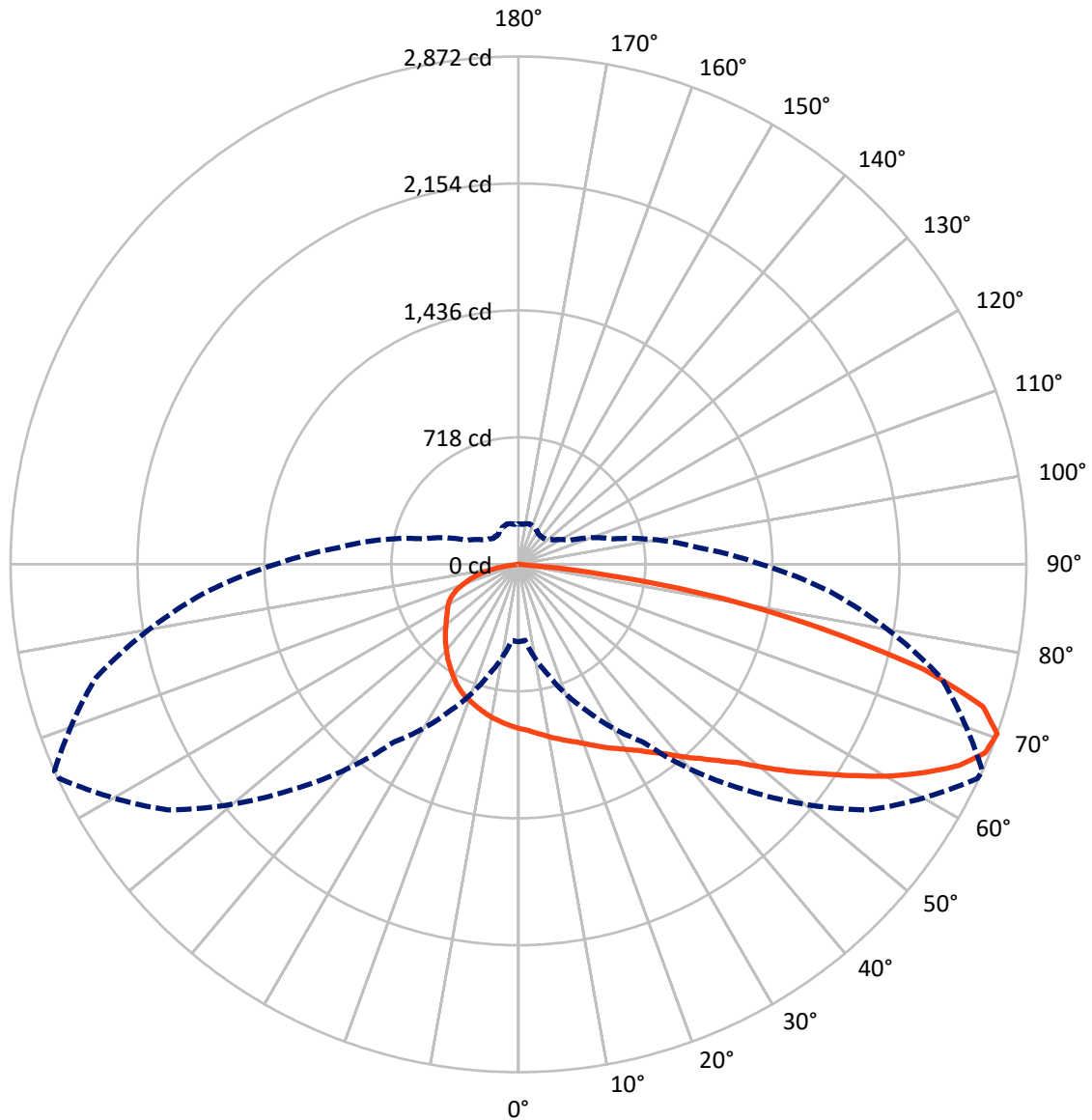
× Max cd
 - - - 1/2 Max cd



Based on 20 foot mounting height. Maximum calculated value = 2.5 fc
 Type III - Medium - N/A

REPORT NUMBER: P868936
CATALOG NUMBER: EMM2-HSN-SA1B-722-U-T3

Luminous Intensity Polar Plot



— Vertical Plane Through 66-Deg Lateral - - - Horizontal Cone Through 70-Deg Vertical



REPORT NUMBER: P868936
 CATALOG NUMBER: EMM2-HSN-SA1B-722-U-T3

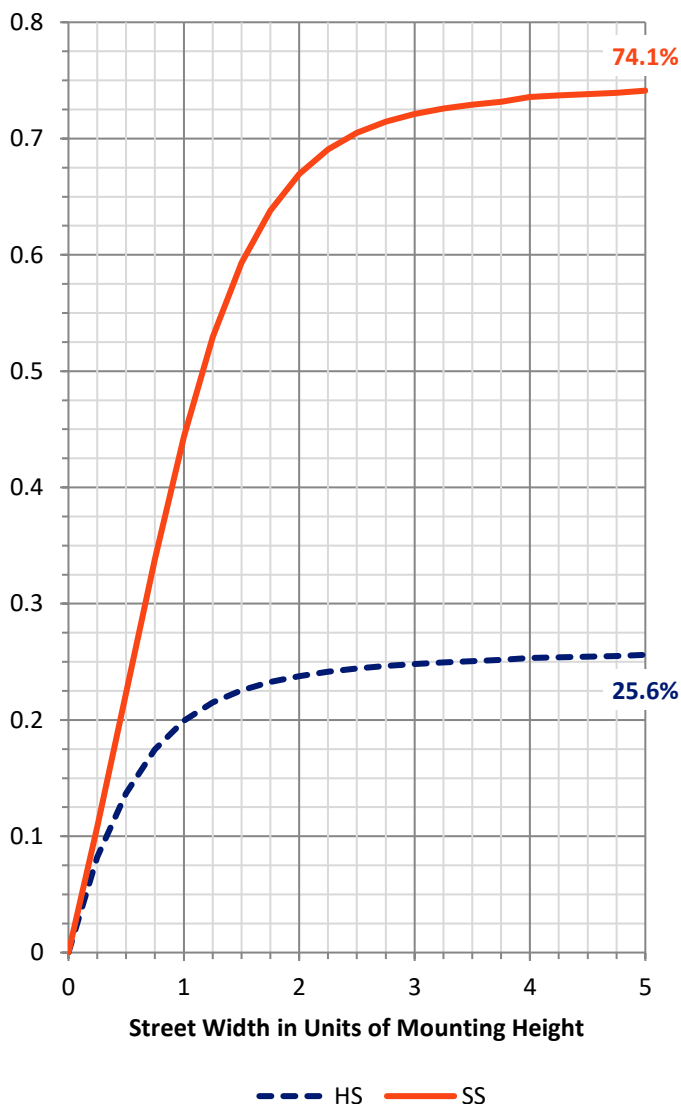
FLUX DISTRIBUTION:

		Downward	Upward	Total
House Side	Lumens	1391.5	0.0	1391.5
	% Fixture	25.8	0.0	25.8
Street Side	Lumens	4008.2	0.0	4008.2
	% Fixture	74.2	0.0	74.2
Total	Lumens	5399.7	0.0	5399.7
	% Fixture	100.0	0.0	100.0

ZONAL LUMENS:

Zone	Lumens	% Fixture
0°-10°	88.9	1.6
10°-20°	264.8	4.9
20°-30°	444.8	8.2
30°-40°	670.1	12.4
40°-50°	909.8	16.8
50°-60°	1081.1	20.0
60°-70°	1103.4	20.4
70°-80°	738.0	13.7
80°-90°	98.7	1.8
90°-100°	0.0	0.0
100°-110°	0.0	0.0
110°-120°	0.0	0.0
120°-130°	0.0	0.0
130°-140°	0.0	0.0
140°-150°	0.0	0.0
150°-160°	0.0	0.0
160°-170°	0.0	0.0
170°-180°	0.0	0.0
0°-90°	5399.7	100.0
0°-180°	5399.7	100.0

Coefficient of Utilization



REPORT NUMBER: P868936

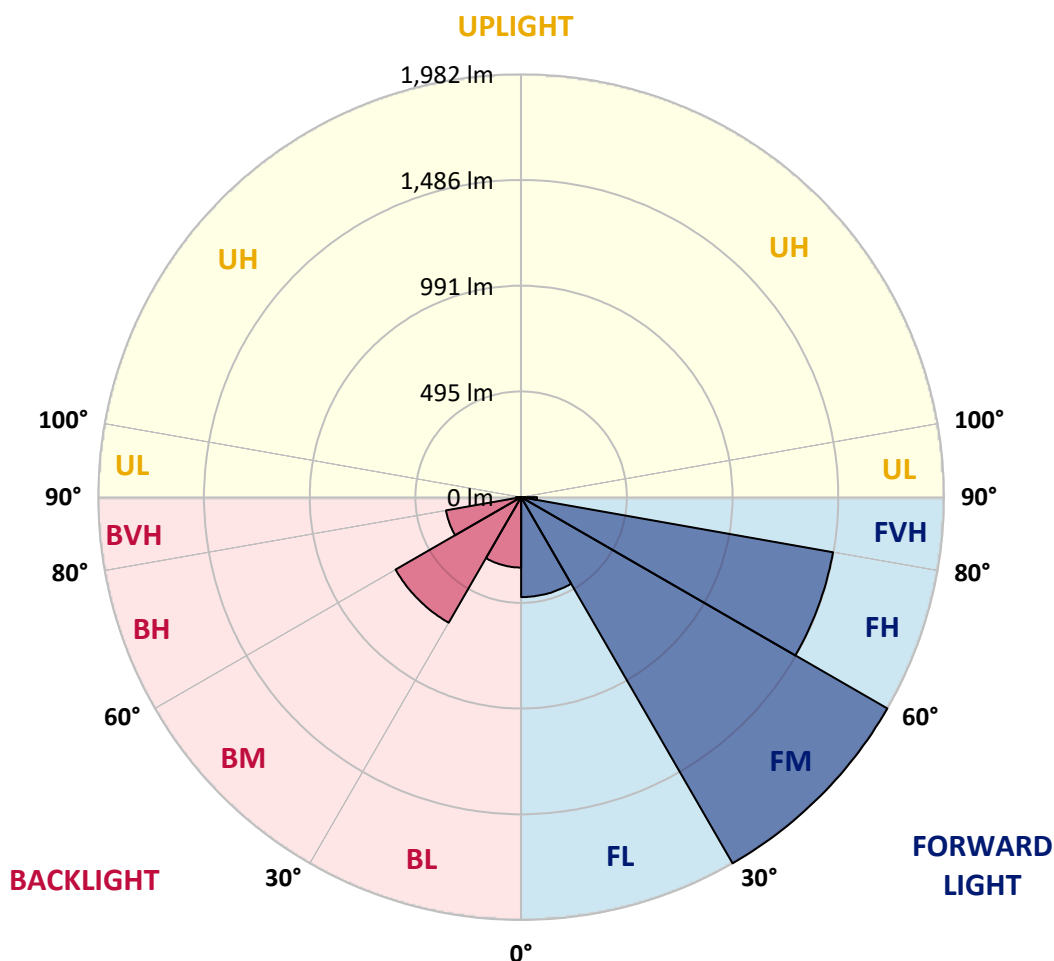
CATALOG NUMBER: EMM2-HSN-SA1B-722-U-T3

LUMINAIRE CLASSIFICATION SYSTEM LUMEN TABLE AND BUG RATING:

Zone	Lumens	% Fixture	Zone Rating/Lumen Limit		
			B	U	G
FL (0°-30°)	468.6	8.7			
FM (30°-60°)	1981.6	36.7			
FH (60°-80°)	1484.0	27.5			G1/1800
FVH (80°-90°)	73.9	1.4			G1/100
BL (0°-30°)	330.0	6.1	B1/500		
BM (30°-60°)	679.5	12.6	B1/1000		
BH (60°-80°)	357.3	6.6	B1/500		G1/500
BVH (80°-90°)	24.8	0.5			G1/100
UL (90°-100°)	0.0	0.0		U0/0	
UH (100°-180°)	0.0	0.0		U0/0	

BUG Rating: B1-U0-G1

Type III Medium





REPORT NUMBER: P868936

CATALOG NUMBER: EMM2-HSN-SA1B-722-U-T3

CANDELA DISTRIBUTION (FULL):

	0°	5°	15°	25°	35°	45°	55°	65°	66°	75°	85°
0°	929.0	929.0	929.0	929.0	929.0	929.0	929.0	929.0	929.0	929.0	929.0
2.5°	962.3	958.0	954.8	956.9	950.5	952.7	945.1	939.8	938.7	936.6	934.4
5°	992.3	992.3	987.0	987.0	979.5	978.4	967.7	955.9	955.9	948.4	939.8
7.5°	1024.5	1022.4	1015.9	1014.9	1006.3	1004.1	992.3	974.1	973.0	959.1	946.2
10°	1047.1	1048.1	1043.8	1043.8	1037.4	1032.0	1014.9	995.6	993.4	975.2	954.8
12.5°	1064.2	1066.4	1065.3	1065.3	1059.9	1059.9	1040.6	1014.9	1012.7	989.1	960.2
15°	1082.5	1081.4	1084.6	1085.7	1083.5	1080.3	1066.4	1036.3	1035.3	1004.1	967.7
17.5°	1098.6	1097.5	1098.6	1103.9	1105.0	1105.0	1091.0	1059.9	1055.6	1022.4	974.1
20°	1108.2	1110.4	1114.6	1121.1	1124.3	1132.9	1121.1	1087.8	1083.5	1041.7	988.1
22.5°	1144.7	1138.2	1141.5	1145.8	1150.0	1161.8	1151.1	1116.8	1113.6	1070.7	1004.1
25°	1206.9	1206.9	1199.4	1191.9	1186.5	1191.9	1183.3	1150.0	1147.9	1096.4	1022.4
27.5°	1315.3	1315.3	1299.2	1271.3	1235.9	1226.2	1219.8	1185.4	1179.0	1124.3	1034.2
30°	1452.6	1456.9	1427.9	1380.7	1315.3	1272.3	1256.3	1218.7	1215.5	1152.2	1052.4
32.5°	1599.6	1608.1	1586.7	1518.0	1410.7	1327.1	1301.3	1262.7	1255.2	1185.4	1076.0
35°	1731.5	1740.1	1711.1	1646.8	1509.4	1406.4	1355.0	1311.0	1306.7	1228.4	1111.4
37.5°	1838.8	1840.9	1822.7	1744.4	1592.0	1473.0	1421.5	1368.9	1360.3	1279.9	1149.0
40°	1952.5	1961.1	1942.9	1846.3	1667.1	1544.8	1488.0	1438.6	1431.1	1333.5	1184.4
42.5°	2071.6	2070.5	2070.5	1934.3	1742.2	1604.9	1559.9	1505.1	1500.9	1388.2	1223.0
45°	2144.5	2148.8	2137.0	1986.8	1852.7	1667.1	1629.6	1589.9	1582.4	1464.4	1273.4
47.5°	2162.8	2153.1	2099.5	2027.6	1977.2	1731.5	1717.6	1694.0	1676.8	1548.1	1335.6
50°	2138.1	2123.1	2092.0	2045.8	2023.3	1808.7	1806.6	1818.4	1806.6	1650.0	1407.5
52.5°	2045.8	2043.7	2038.3	2049.1	2012.6	1869.9	1907.4	1948.2	1946.1	1754.0	1482.6
55°	1851.7	1865.6	1930.0	1997.6	1971.8	1911.7	2020.1	2098.4	2089.8	1876.3	1559.9
57.5°	1653.2	1667.1	1749.7	1910.7	1932.1	1956.8	2146.7	2269.0	2255.0	2009.4	1630.7
60°	1480.5	1465.5	1548.1	1779.8	1876.3	1997.6	2272.2	2441.7	2429.9	2142.4	1703.6
62.5°	1206.9	1221.9	1353.9	1588.8	1798.0	2023.3	2375.2	2598.3	2590.8	2264.7	1762.6
65°	954.8	934.4	1132.9	1388.2	1662.8	2014.7	2464.2	2745.3	2739.9	2384.8	1807.7
67.5°	649.0	635.1	896.9	1188.7	1479.4	1946.1	2484.6	2844.0	2846.2	2455.7	1819.5
70°	437.7	431.3	644.8	914.0	1225.1	1798.0	2421.3	2864.4	2871.9	2473.9	1766.9
72.5°	322.9	321.8	472.0	652.3	911.9	1518.0	2248.6	2731.4	2745.3	2345.2	1612.4
75°	254.3	257.5	336.9	463.5	608.3	1123.2	1891.4	2341.9	2363.4	2025.5	1338.9
77.5°	208.1	208.1	236.0	332.6	406.6	697.3	1360.3	1714.3	1757.3	1563.1	1031.0
80°	168.4	171.6	174.9	231.7	269.3	398.0	791.7	1143.6	1174.7	1088.9	744.5
82.5°	92.3	98.7	95.5	120.2	135.2	184.5	314.3	462.4	509.6	453.8	337.9
85°	6.4	4.3	7.5	9.7	11.8	18.2	24.7	34.3	32.2	46.1	23.6
87.5°	1.1	1.1	1.1	2.1	2.1	3.2	4.3	4.3	4.3	4.3	4.3
90°	0.0	0.0	0.0	0.0	0.0	0.0	0.0	0.0	0.0	0.0	0.0



REPORT NUMBER: P868936

CATALOG NUMBER: EMM2-HSN-SA1B-722-U-T3

CANDELA DISTRIBUTION (continued):

	90°	95°	105°	115°	125°	135°	145°	155°	165°	175°	180°
0°	929.0	929.0	929.0	929.0	929.0	929.0	929.0	929.0	929.0	929.0	929.0
2.5°	933.3	928.0	919.4	917.2	914.0	909.7	905.4	899.0	896.9	899.0	901.2
5°	934.4	926.9	913.0	904.4	895.8	888.3	879.7	871.1	865.8	866.8	871.1
7.5°	937.6	926.9	905.4	891.5	877.6	865.8	851.8	842.2	835.7	836.8	840.0
10°	941.9	926.9	901.2	877.6	858.2	841.1	827.1	815.3	808.9	807.8	808.9
12.5°	943.0	925.8	891.5	862.5	838.9	816.4	801.4	790.7	784.2	781.0	783.1
15°	946.2	922.6	881.8	846.4	817.5	793.9	775.6	762.8	758.5	756.3	755.3
17.5°	950.5	921.5	873.3	830.4	796.0	769.2	753.1	740.2	734.9	732.7	734.9
20°	956.9	922.6	863.6	814.3	776.7	749.9	731.7	718.8	714.5	713.4	712.3
22.5°	965.5	924.8	856.1	799.2	755.3	728.4	710.2	701.6	698.4	699.5	699.5
25°	974.1	926.9	845.4	778.9	732.7	704.8	692.0	685.5	687.7	692.0	692.0
27.5°	981.6	925.8	830.4	757.4	705.9	680.2	670.5	671.6	676.9	684.4	685.5
30°	991.3	925.8	814.3	730.6	675.9	651.2	649.0	657.6	666.2	673.7	673.7
32.5°	1006.3	932.3	801.4	703.8	644.8	625.4	635.1	646.9	656.6	664.1	666.2
35°	1032.0	946.2	792.8	676.9	614.7	600.8	619.0	638.3	644.8	650.1	651.2
37.5°	1056.7	959.1	782.1	651.2	583.6	578.2	602.9	623.3	624.4	627.6	627.6
40°	1080.3	968.7	768.1	623.3	553.6	553.6	582.5	599.7	597.6	594.3	595.4
42.5°	1106.1	974.1	752.0	597.6	528.9	528.9	552.5	567.5	566.4	570.7	574.0
45°	1137.2	984.8	730.6	574.0	503.1	498.9	518.2	531.0	547.1	566.4	571.8
47.5°	1180.1	999.9	713.4	548.2	481.7	466.7	474.2	501.0	519.2	535.3	537.5
50°	1225.1	1021.3	698.4	521.4	455.9	429.1	435.6	465.6	476.3	482.8	486.0
52.5°	1273.4	1038.5	685.5	498.9	429.1	390.5	399.1	428.0	435.6	440.9	442.0
55°	1315.3	1052.4	669.4	477.4	400.2	354.0	364.8	392.6	400.2	406.6	406.6
57.5°	1359.2	1065.3	658.7	459.2	369.0	324.0	331.5	359.4	370.1	372.3	375.5
60°	1395.7	1077.1	649.0	442.0	340.1	297.2	302.5	327.2	340.1	341.2	343.3
62.5°	1421.5	1084.6	643.7	420.5	311.1	270.3	274.6	299.3	314.3	317.6	318.6
65°	1437.6	1088.9	634.0	392.6	286.4	247.8	247.8	272.5	287.5	295.0	297.2
67.5°	1430.0	1081.4	608.3	360.5	263.9	225.3	224.2	248.9	261.8	266.1	267.1
70°	1372.1	1037.4	555.7	320.8	240.3	204.9	202.8	225.3	237.1	227.4	228.5
72.5°	1254.1	937.6	483.8	281.1	215.6	185.6	183.4	202.8	203.8	203.8	202.8
75°	1056.7	766.0	386.2	239.2	189.9	165.2	166.3	181.3	182.4	187.7	184.5
77.5°	810.0	567.5	301.5	191.0	160.9	147.0	152.3	157.7	165.2	172.7	165.2
80°	589.0	391.6	209.2	142.7	124.4	124.4	126.6	132.0	142.7	150.2	142.7
82.5°	252.1	172.7	96.6	70.8	61.1	60.1	61.1	61.1	75.1	77.2	67.6
85°	19.3	16.1	11.8	11.8	9.7	5.4	5.4	4.3	3.2	3.2	3.2
87.5°	4.3	3.2	3.2	3.2	2.1	2.1	2.1	2.1	2.1	2.1	2.1
90°	0.0	0.0	0.0	0.0	0.0	0.0	0.0	0.0	0.0	0.0	0.0

LM-79-2019: Approved Method: Electrical and Photometric Measurements of Solid-
State Lighting Products

Report Prepared for

Cooper Lighting Solutions

Streetworks

Report Number: SP1-2407-157-2

Test Date: 08/07/2024

Luminaire Tested: MEM2-HTN-SA-40-722-U-5WQ-2

Data in this report applies to families of products including MEM2-HTN-SA-40-722-U-5WQ-2

Test Information

Test Method: LM-79-2019
 Report Number: SP1-2407-157-2
 Test Lab: COOPER LIGHTING SOLUTIONS
 Photometer: SP1 - 76IN SPHERE
 Measurement Geometry: 4π
 Issue Date: 08/20/2024
 Manufacturer: COOPER LIGHTING SOLUTIONS
 Product Line: Streetworks
 Catalog Number: **MEM2-HTN-SA-40-722-U-5WQ-2**
 Description: Epic Modern Light Square 40W 5WQ Optic and Flare Trim

Spectral Parameters

CCT (K): 2253
 CIE u': 0.2868
 CIE v': 0.5332
 Duv: -0.0014
 CIE x: 0.4974
 CIE y: 0.4110
 CIE z: 0.0915
 Peak Wavelength (nm): 603
 Dominant Wavelength (nm): 587
 Purity: 72.69432
 Rf: 76.9
 Rg: 92.7

CRI (Ra):	70.6		
R1:	68.4	R9:	-36.0
R2:	88.7	R10:	78.2
R3:	85.4	R11:	61.0
R4:	63.5	R12:	74.2
R5:	69.0	R13:	72.8
R6:	88.9	R14:	92.2
R7:	68.5	R15:	58.0
R8:	32.0		



Test Conditions

Stabilization Time: 29M
 Operation Time: 1H 29M
 Sphere Temperature (°C): 24.1

REPORT NUMBER: SP1-2407-157-2

Measurement and Test Equipment			
Instrument	Identification Number	Calibration Date	Calibration Due Date
Photometer	IN0058	6/18/2024	12/18/2024
Power Meter	INXT2011004	2/8/2024	2/8/2025
AC Power Source	IN0063	10/24/2023	10/24/2024
DC Power Source	IN0208	10/24/2023	10/24/2024
Sphere Thermometer	IN0085	10/24/2023	10/24/2024
Room Thermometer	IN0046	10/24/2023	10/24/2024

REPORT NUMBER: SP1-2407-157-2

CIE 1931 Chromaticity Diagram



CIE 1931 Chromaticity Diagram with 2017 ANSI 7-Step and 4-Step Quadrangles



Point lies inside the ANSI 2200K 4-step quadrangle

REPORT NUMBER: SP1-2407-157-2

Photopic Flux vs. Wavelength



Photopic Lumens: NR

λ (nm)	Power W [^] /nm	Lumens (φ/nm)	λ (nm)	Power W [^] /nm	Lumens (φ/nm)	λ (nm)	Power W [^] /nm	Lumens (φ/nm)	λ (nm)	Power W [^] /nm	Lumens (φ/nm)	λ (nm)	Power W [^] /nm	Lumens (φ/nm)
360	0	NR	490	117	NR	620	896	NR	750	20	NR	880	0	NR
365	0	NR	495	137	NR	625	838	NR	755	17	NR	885	0	NR
370	0	NR	500	160	NR	630	774	NR	760	14	NR	890	0	NR
375	0	NR	505	183	NR	635	704	NR	765	12	NR	895	0	NR
380	0	NR	510	202	NR	640	635	NR	770	10	NR	900	0	NR
385	0	NR	515	219	NR	645	565	NR	775	9	NR	905	0	NR
390	0	NR	520	235	NR	650	501	NR	780	7	NR	910	0	NR
395	0	NR	525	249	NR	655	440	NR	785	6	NR	915	0	NR
400	0	NR	530	263	NR	660	383	NR	790	5	NR	920	0	NR
405	0	NR	535	281	NR	665	332	NR	795	5	NR	925	0	NR
410	1	NR	540	302	NR	670	286	NR	800	4	NR	930	0	NR
415	3	NR	545	331	NR	675	245	NR	805	3	NR	935	0	NR
420	6	NR	550	366	NR	680	210	NR	810	3	NR	940	0	NR
425	12	NR	555	411	NR	685	178	NR	815	3	NR	945	0	NR
430	21	NR	560	469	NR	690	152	NR	820	2	NR	950	0	NR
435	38	NR	565	536	NR	695	129	NR	825	2	NR	955	0	NR
440	66	NR	570	614	NR	700	109	NR	830	2	NR	960	0	NR
445	122	NR	575	701	NR	705	92	NR	835	1	NR	965	0	NR
450	215	NR	580	785	NR	710	77	NR	840	1	NR	970	0	NR
455	236	NR	585	863	NR	715	66	NR	845	1	NR	975	0	NR
460	170	NR	590	928	NR	720	55	NR	850	1	NR	980	0	NR
465	148	NR	595	971	NR	725	47	NR	855	1	NR	985	0	NR
470	132	NR	600	994	NR	730	40	NR	860	1	NR	990	0	NR
475	104	NR	605	996	NR	735	33	NR	865	1	NR	995	0	NR
480	97	NR	610	979	NR	740	28	NR	870	1	NR	1000	0	NR
485	105	NR	615	943	NR	745	24	NR	875	0	NR			

REPORT NUMBER: SP1-2407-157-2

Scotopic Flux vs. Wavelength



Scotopic Lumens: NR

S/P: 0.96

λ (nm)	Power W [^] /nm	Lumens (φ/nm)	λ (nm)	Power W [^] /nm	Lumens (φ/nm)	λ (nm)	Power W [^] /nm	Lumens (φ/nm)	λ (nm)	Power W [^] /nm	Lumens (φ/nm)	λ (nm)	Power W [^] /nm	Lumens (φ/nm)
360	0	NR	490	117	NR	620	896	NR	750	20	NR	880	0	NR
365	0	NR	495	137	NR	625	838	NR	755	17	NR	885	0	NR
370	0	NR	500	160	NR	630	774	NR	760	14	NR	890	0	NR
375	0	NR	505	183	NR	635	704	NR	765	12	NR	895	0	NR
380	0	NR	510	202	NR	640	635	NR	770	10	NR	900	0	NR
385	0	NR	515	219	NR	645	565	NR	775	9	NR	905	0	NR
390	0	NR	520	235	NR	650	501	NR	780	7	NR	910	0	NR
395	0	NR	525	249	NR	655	440	NR	785	6	NR	915	0	NR
400	0	NR	530	263	NR	660	383	NR	790	5	NR	920	0	NR
405	0	NR	535	281	NR	665	332	NR	795	5	NR	925	0	NR
410	1	NR	540	302	NR	670	286	NR	800	4	NR	930	0	NR
415	3	NR	545	331	NR	675	245	NR	805	3	NR	935	0	NR
420	6	NR	550	366	NR	680	210	NR	810	3	NR	940	0	NR
425	12	NR	555	411	NR	685	178	NR	815	3	NR	945	0	NR
430	21	NR	560	469	NR	690	152	NR	820	2	NR	950	0	NR
435	38	NR	565	536	NR	695	129	NR	825	2	NR	955	0	NR
440	66	NR	570	614	NR	700	109	NR	830	2	NR	960	0	NR
445	122	NR	575	701	NR	705	92	NR	835	1	NR	965	0	NR
450	215	NR	580	785	NR	710	77	NR	840	1	NR	970	0	NR
455	236	NR	585	863	NR	715	66	NR	845	1	NR	975	0	NR
460	170	NR	590	928	NR	720	55	NR	850	1	NR	980	0	NR
465	148	NR	595	971	NR	725	47	NR	855	1	NR	985	0	NR
470	132	NR	600	994	NR	730	40	NR	860	1	NR	990	0	NR
475	104	NR	605	996	NR	735	33	NR	865	1	NR	995	0	NR
480	97	NR	610	979	NR	740	28	NR	870	1	NR	1000	0	NR
485	105	NR	615	943	NR	745	24	NR	875	0	NR			

REPORT NUMBER: SP1-2407-157-2

Melanopic Flux vs. Wavelength



Melanopic Lumens: NR

M/P: 1.71

λ (nm)	Power W ² /nm	Lumens (φ/nm)	λ (nm)	Power W ² /nm	Lumens (φ/nm)	λ (nm)	Power W ² /nm	Lumens (φ/nm)	λ (nm)	Power W ² /nm	Lumens (φ/nm)	λ (nm)	Power W ² /nm	Lumens (φ/nm)
360	0	NR	490	117	NR	620	896	NR	750	20	NR	880	0	NR
365	0	NR	495	137	NR	625	838	NR	755	17	NR	885	0	NR
370	0	NR	500	160	NR	630	774	NR	760	14	NR	890	0	NR
375	0	NR	505	183	NR	635	704	NR	765	12	NR	895	0	NR
380	0	NR	510	202	NR	640	635	NR	770	10	NR	900	0	NR
385	0	NR	515	219	NR	645	565	NR	775	9	NR	905	0	NR
390	0	NR	520	235	NR	650	501	NR	780	7	NR	910	0	NR
395	0	NR	525	249	NR	655	440	NR	785	6	NR	915	0	NR
400	0	NR	530	263	NR	660	383	NR	790	5	NR	920	0	NR
405	0	NR	535	281	NR	665	332	NR	795	5	NR	925	0	NR
410	1	NR	540	302	NR	670	286	NR	800	4	NR	930	0	NR
415	3	NR	545	331	NR	675	245	NR	805	3	NR	935	0	NR
420	6	NR	550	366	NR	680	210	NR	810	3	NR	940	0	NR
425	12	NR	555	411	NR	685	178	NR	815	3	NR	945	0	NR
430	21	NR	560	469	NR	690	152	NR	820	2	NR	950	0	NR
435	38	NR	565	536	NR	695	129	NR	825	2	NR	955	0	NR
440	66	NR	570	614	NR	700	109	NR	830	2	NR	960	0	NR
445	122	NR	575	701	NR	705	92	NR	835	1	NR	965	0	NR
450	215	NR	580	785	NR	710	77	NR	840	1	NR	970	0	NR
455	236	NR	585	863	NR	715	66	NR	845	1	NR	975	0	NR
460	170	NR	590	928	NR	720	55	NR	850	1	NR	980	0	NR
465	148	NR	595	971	NR	725	47	NR	855	1	NR	985	0	NR
470	132	NR	600	994	NR	730	40	NR	860	1	NR	990	0	NR
475	104	NR	605	996	NR	735	33	NR	865	1	NR	995	0	NR
480	97	NR	610	979	NR	740	28	NR	870	1	NR	1000	0	NR
485	105	NR	615	943	NR	745	24	NR	875	0	NR			

Summary

$R_f = 76.9$
 $R_g = 92.7$
 CIE $R_a = 70.6$
 $R_9 = -36.0$



Color Vector Graphics



Individual Sample Fidelity Index ($R_{f,i}$)

CES01 = 87	CES26 = 76	CES51 = 88	CES76 = 78
CES02 = 65	CES27 = 94	CES52 = 85	CES77 = 75
CES03 = 32	CES28 = 93	CES53 = 80	CES78 = 79
CES04 = 72	CES29 = 81	CES54 = 86	CES79 = 82
CES05 = 51	CES30 = 91	CES55 = 83	CES80 = 81
CES06 = 52	CES31 = 83	CES56 = 77	CES81 = 51
CES07 = 44	CES32 = 75	CES57 = 75	CES82 = 92
CES08 = 42	CES33 = 88	CES58 = 76	CES83 = 88
CES09 = 29	CES34 = 88	CES59 = 84	CES84 = 90
CES10 = 79	CES35 = 94	CES60 = 91	CES85 = 65
CES11 = 62	CES36 = 90	CES61 = 82	CES86 = 48
CES12 = 68	CES37 = 97	CES62 = 91	CES87 = 76
CES13 = 45	CES38 = 98	CES63 = 86	CES88 = 78
CES14 = 75	CES39 = 97	CES64 = 70	CES89 = 61
CES15 = 72	CES40 = 94	CES65 = 71	CES90 = 80
CES16 = 48	CES41 = 95	CES66 = 71	CES91 = 80
CES17 = 51	CES42 = 89	CES67 = 70	CES92 = 51
CES18 = 57	CES43 = 80	CES68 = 74	CES93 = 68
CES19 = 74	CES44 = 99	CES69 = 84	CES94 = 44
CES20 = 68	CES45 = 83	CES70 = 72	CES95 = 66
CES21 = 88	CES46 = 81	CES71 = 75	CES96 = 75
CES22 = 81	CES47 = 88	CES72 = 89	CES97 = 76
CES23 = 92	CES48 = 73	CES73 = 68	CES98 = 72
CES24 = 92	CES49 = 82	CES74 = 85	CES99 = 63
CES25 = 73	CES50 = 87	CES75 = 80	



Color Rendition by Hue-Angle Bin



Measure Comparisons



(END OF REPORT)